

SB10 ULTRA-COMPACT SUBWOOFER



- Ultra-compact 10" subwoofer
- Sleek, elegant design
- Infra low-frequency down to 27 Hz
- Compact size
- Designed for compact short-throw loudspeakers
- Integration in-wall and in-ceiling



ELECTRO-ACOUSTICS



SB10 is an ultra-compact subwoofer designed to extend the bandwidth of small format point sources or colinear sources in installation applications requiring discretion and elegance. SB10 features one 10" transducer mounted in a bass-reflex tuned enclosure. Its slim profile enables on-wall and on-ceiling mounting but also in-wall and in-ceiling integration, making it ideal for residential, commercial, luxury and hospitality spaces, museums, and more.

SB10 provides low-frequency content down to 25 Hz and an output of 119 dB Max SPL when decoupled from the main loudspeakers, and using the 60 Hz preset. In coupled configurations, SB10 can be driven by two presets, 100 Hz and 200 Hz, providing 122 dB and 124 dB of Max SPL respectively.


Like the largest concert-grade subwoofers, SB10 features L-Vents laminar vents that substantially reduce turbulence and port noise at high levels while also increasing LF efficiency.

The SB10 enclosure is constructed of premium grade Baltic beech and birch plywood to ensure maximum acoustical and mechanical integrity. The thickness optimization process ensures a low weight of 15 kg / 33 lb.

In its SB10i version, the elegant design with a single rear technical interface housing all mounting points and speaker connections is ideal for premium integration looking for discretion. The slim profile and dedicated hardware allow to tuck the subwoofer away, mount it on walls and ceilings. Four rubber feet stabilize the SB10i on the ground or on another SB10i.

In its SB10r versions, the subwoofer utilized its direct-radiation and front-firing design to integrate behind walls or ceilings to utmost discretion.

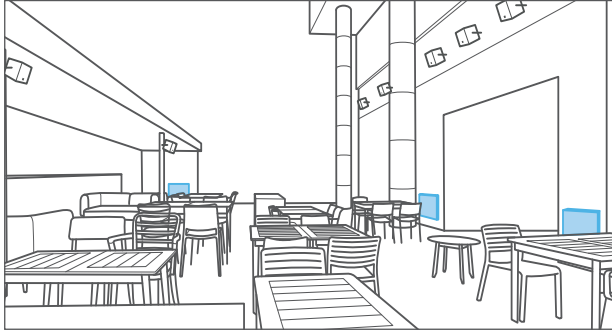
SB10 features terminal connectors behind a connector sealing plate with gland nuts. The enclosure has been weatherized to achieve an IP55 rating for outdoor operations and can be custom-colored using RAL references to melt into any venue decor.



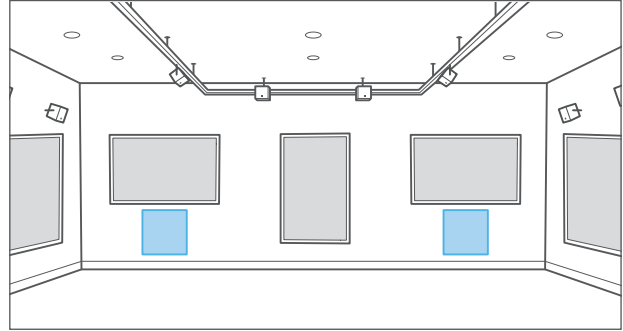
SB10i rear panel featuring all mounting points and speaker connectors

APPLICATIONS

SB10 is the ideal companion subwoofer to the smallest loudspeakers providing concert-like dynamic and sub-frequency extension for background music in premium commercial venues, music and films in high-end residential settings, experimental sound in museums or art galleries and much more. Its compact, slim profile will fit into any environment where a visually discreet yet high-performance system is desired.




Outdoor restaurant with X4i and SB10i impact mode




Museum with X4i and SB10i infra mode

RIGGING

SB10i
For on-wall & on-ceiling integration



SB10i-onCW
On-wall accessory with silent blocks



SB10i-onCW
On-ceiling accessory with silent blocks

SB10r
For in-wall & in-ceiling integration



SB10r inWall
In-wall SB10i with silent blocks







SB10r inCeiling / SB10r inTile
In-ceiling SB10i with silent blocks for tiles or drywall ceilings (contains the loudspeaker, the accessories and the screen)

STACKED



AMPLIFIED CONTROLLERS

LA2Xi and LA4X are the recommended amplified controllers with one or two SB10i per output channel. LA12X can be used to power and control up to three SB10i per output channel. For multi-channel layout, LA7.16i is the preferred amplified controller.

Amplified controllers	LA7.16i	LA2Xi	LA4X	LA12X
				
Install / Touring	Install	Install	Install / Touring	Install / Touring
In x Out	16 x 16	4 x 4 / 4 x 3 / 4 x 2 / 4 x 1	4 x 4	4 x 4
Output power (W RMS) @ 16 ohms @ 8 ohms @ 4 ohms @ 2.7 ohms	16 x 700 W 16 x 1300 W 16 x 1100 W	4 x 200 W 4 x 360 W 4 x 640 W	4 x 1000 W 4 x 1000 W	4 x 1400 W 4 x 2600 W 4 x 3300 W
Height	2U	1U	2U	2U
Weight	17.5 kg / 38.6 lbs	4.40 kg / 9.70 lbs	11.3 kg / 24.9 lbs	14.5 kg / 32 lbs
Drive capability				
Max. number of enclosures per channel	2	2	2	3
Max. number of enclosures per amplifier	32	8	8	12
Max SPL ([SB10_200] preset)	124 dB	122 dB	124 dB	124 dB

ASSOCIATED ENCLOSURES

X4i/r



5XT

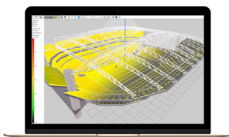


Soka / Soka inWall



SOFTWARE

SOUNDVISION: simulation software



3D electro-acoustic & mechanical simulation software

LA Network Manager: control & monitoring software



Real-time control and monitoring up to 253 units
Multiple network topologies



SB10i



SB15m



SB18(i)



KS21(i)



K1-SB



KS28

Subwoofers: a complete range for professional sound reinforcement

L-Acoustics subwoofers complement systems in applications where extended bandwidth is required.

All subs incorporate high excursion drivers, ultra-low vibration walls and laminar airflow L-Vents with a flared profile, resulting in dramatic reduction of port noise, maximized dynamics, power handling and an exceptional level of performance.

SB10 ULTRA-COMPACT SUBWOOFER

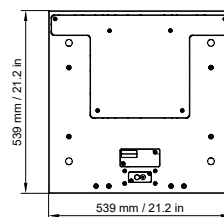
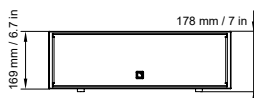


Description	Ultra compact subwoofer: 1 x 10" amplified by LA7.16i / LA2Xi / LA4X / LA12X		
	Preset [SB10_60]	Preset [SB10_100]	Preset [SB10_200]
Low frequency limit (-10 dB)	25 Hz	27 Hz	29 Hz
Maximum SPL^{1,2}	119 dB	122 dB	124 dB
Nominal directivity	Standard		
Transducers	1 x 10" cone driver		
Acoustical load	Bass-reflex, L-Vents		
Nominal impedance	8 Ω		
Connectors	4-point terminal block with push-in connection and connector sealing plate		
Rigging and handling	SB10i: 12 x M6 inserts for on-wall and on-ceiling accessories (SB10i-onCW) SB10r inWall / inCeiling / inTile recessed versions		
Weight (net)	14 kg / 31 lb		
Cabinet	Premium grade Baltic birch plywood		
Front	Coated steel grill Acoustically neutral 3D fabric		
Finish	Dark grey brown Pantone 426 C Pure white RAL 9010 Custom RAL code on special order		
IP	IP55		

¹ Peak level at 1 m under half space conditions using pink noise with crest factor 4 (preset specified in brackets).
² For Max SPL values using LA2Xi, refer to LA2Xi system specification sheet.



DIMENSIONS



Bottom